



DESIGNED BY  
FRANCESC RIFÉ.

# BEAM

aluminum

*A collection of aluminum outdoor  
furniture with a design of marked  
architectural inspiration.*





*Its rectilinear cut and strong volumes gives it an elegant rationalist style, obtained from a studied set of slats and planes of different dimensions, whose calculated position generates a subtle graphic expression, as well as refined details that gives it identity and character.*


Beyond its attractive presence, another of the great peculiarities of this collection of aluminum outdoor furniture is that it is available for personalization in the entire RAL color chart. In addition to the versatility that it implies when designing a space, this possibility also highlights the ability of the Beam collection to adopt a more neutral, sober, serene, or colorful, vibrant and carefree appearance.

Its perception changes a lot depending on the color or material of its structure, since Beam is available not only in aluminum, but also in Iroko wood.

*The generous depth of the seats in the armchairs and sofas offers great comfort, reinforced by a slight inclination in their backrests.*












A modern outdoor lounge set is arranged on a circular wooden deck. The deck is made of light-colored wooden planks and is surrounded by a gravel garden with several dark, irregularly shaped rocks. In the background, there is a building with a dark, vertical-slatted facade. The lounge set includes a large L-shaped sofa with grey and beige cushions, two armchairs with grey cushions, a small round wooden table, and a low rectangular coffee table. The scene is lit with warm, golden light, suggesting late afternoon or early morning.

*Its voluminous upholstery is made with acrylic fabric mass dyed, which prolongs color fastness. They are laminated fabrics and have heat-sealed seams, so they are waterproof and do not allow moisture to penetrate inside.*





BEAM ALU. COLLECTION	Reference	Description	Dimensions (piece / cm)	Weight (kg)	Pieces / Box	Dimensions ( Box / cm)	Volume ( m³)	Weight ( kg)
	135160	Individual Sofa	86 x 86 x 74	20	1	100 x 100 x 100	1,0	20
	135900	Two Seater Sofa	86 x 156 x 74	40	1	100 x 100 x 165	1,6	40
	135910	Three Seater Sofa	86 x 226 x 74	60	1	100 x 100 x 245	2,3	60
	135051	Corner R	86 x 78 x 74	16	1	100 x 100 x 100	1,0	16
	135052	Corner L						
	135960	Chaiselongue R	180 x 78 x 74	20	1	100 x 100 x 185	1,5	20
	135970	Chaiselongue L						
	135040	Armless	86 x 70 x 74	15	1	100 x 100 x 100	1,0	15
	135220	Conversation Chair	65 x 65 x 75	10	1	70 x 70 x 80	1,0	10
	135401	Pouf	70 x 53 x 33	5	1	60 x 65 x 70	0,5	5
	135030	Sunbed	70 x 218 x 30	30	1	95 x 206 x 37	0,7	30

BEAM ALU. COLLECTION	Reference	Description	Dimensions (piece / cm)	Weight (kg)	Pices / Box	Dimensions ( Box / cm)	Volume ( m³)	Weight ( kg)
	135020	Chair	50 x 50 x 73	5	1	60 x 65 x 90	0,5	5
	135090	Rectangular Coffee Table	70 x 53 x 25	5	4	60 x 65 x 70	1,5	5
	135310	Square Dining Table	100 x 100 x 73	30	1	100 x 100 x 100	0,5	30
	135171	Dining Table 160	160 x 100 x 73	46	1	160 x 100 x 15	1,5	46
	135200	Dining Table 200	200 x 100 x 73	48	1	200 x 100 x 15	0,6	48
	135660	Dining Table 240	240 x 100 x 73	52	1	240 x 100 x 15	0,6	52
	135630	Dining Table 300	300 x 100 x 73	60	1	300 x 100 x 15	0,6	60

MATERIALS AND FINISHES

OUTDOOR FABRICS

PANAMA



White  
3739



Marfil  
3741



Integral  
3740



Mineral  
3742



Grafito  
8013



Porcelana  
1780



Pergamino  
20074

OTTOMAN



Crudo  
1741



Pergamino  
20066



Sand  
20065



Graphite  
1739

SOUL



Optik  
20245



Papyrus  
20246









Grey Sand  
20247



Graphite  
20248

TECHNICAL FILE  
CARACTERÍSTICAS GENERALES

Composition Composicion	100% Solution dyed acrylic
Weight   Peso	300 grs/m2
Finish Acabado	Water-repellent and stain proof Repelente al agua y antimanchas
Features Características	These fabrics are provided with a membrane which makes them waterproof and breathable at the same time. Estos tejidos van dotados de una membrana que los hace impermeables y transpirables a la vez.
Tolerance Tolerancia:	Sensitive values of tolerance of +/- 5% Valores susceptibles de tolerancia de +/- 5%
Light fastness   Solidez a la luz:	7/8
Cleaning instructions Instrucciones limpieza	     



Chlorine pool resistant  
Resiste cloro de piscina



Easy to clean  
Fácil limpieza



Lightfastness  
Solidez a la luz



Seawater resistant  
Resiste agua del mar



5 years guarantee  
5 años de garantía



Strong & light  
Resistente y ligero

STRUCTURES

ALUMINUM



Gray  
RAL 7030



Graphite  
RAL 7021



White  
RAL 9003



Brown  
RAL 8019



Beige  
RAL 1013




Burgandy  
RAL 3005



Terracota  
RAL 8004



Green  
RAL 6003



Beiger red  
RAL 3012



Matt Black  
RAL 9005



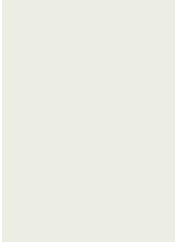
Bronze



Gold



Copper



Off-White  
RAL 9002



Gray-White  
RAL 7044



Blue  
RAL 5003





#### ABOUT FRANCESC RIFÉ

Authentic in their expression, architectural and minimalist in style, Francesc Rifé's designs stand out for their meticulous and elegant structural and design details. He has his own studio in Barcelona since 1994 specialized in interior design and industrial design projects as well as ephemeral stands and art direction, his work has been recognized with numerous national and international awards.



#### ABOUT OISIDE

OISIDE is a Spanish firm specialized in the design and manufacture of outdoor furniture for contract and residential projects. With more than 20 years of experience behind it, OISIDE is a company with a significant international presence that works with architects and designers from all over the world. The production of its collections is carried out entirely in Spain through expert manufacturing of the highest quality that allows OISIDE to offer a high degree of customization through its designs.